








# Sheet Metal Take Off

for

*20'W x 38'L x 8'H 2-Sided Classic Carport - 2-Sided 4.5'OC*

Quantity	Description	Picture
16	10'0" (120") Roof Panel	
16	9'2" (110") Roof Panel	
24	9'2" (110") Eave Side Panel	
3	Butyl Tape, 35ft roll	
4	J-Trim 10.5ft	
2	1" Painted Panel Screw for ROOF, 250pc bag	
2	1" Painted Panel Screw for WALL, 250pc bag	

	*GABLE END TRIM OPTIONS BELOW*	
129	OPTION 1: Vinyl Trim, in feet	
4	OPTION 2: 2"x2" Angle Trim 10.5ft	